

COMPCORE

12MM SOLID CORE WORKTOPS



By Mica Post Form

In 6 modern colours with
colour matching cores.





Mica Post Form

WHAT IS COMPACT LAMINATE

Normal laminate worktops have a thin layer of laminate which is bonded onto a chipboard core. Compact laminate is produced by pressing many layers of laminate together to create a self supporting, and waterproof material in its own right!

AVAILABLE SIZES EX-STOCK

Worktops
(polished 2 long sides)

3050X650X12mm


Breakfast Bars
(polished 2 long sides)

3050x900x12mm

3050x1200x12mm

Upstands
(polished 1 long side)

3050x100x12mm



VENATTO MARBLE




ITALIAN SLATE



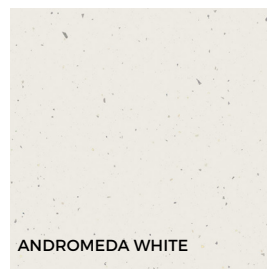
GREY SHUTTERED CONCRETE



BLACK SLATE



ANDROMEDA STORM



ANDROMEDA WHITE

COLOURS ARE INDICATIVE



If our stock range of sizes do not suit, we offer a cut to size service.

Worktops can be finished to any size within these dimensions and curved on one or more corners, to your specification.

These worktops are particularly well suited for under-mounted sink applications.

BESPOKE SHAPES & SIZES

We also offer a bespoke cut to order service where any of our Compact range is available up to 3050mm long and up to 1200mm wide.



WATERPROOF

Because the material is, in essence, a solid laminate throughout, there is no chipboard which means the worktop is 100% waterproof. In fact this material has been used for years in shower cubicles and exterior building cladding. Only recently has the material found a use as a worktop surface.

DIY

With a standard DIY tool a worktop can be cut, polished and installed on site contrary to quartz and granite which has to be installed by specialists.

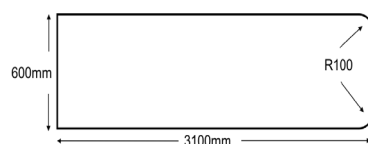
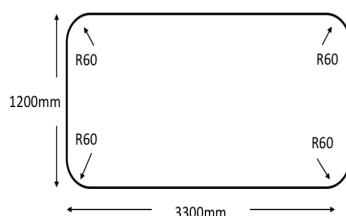
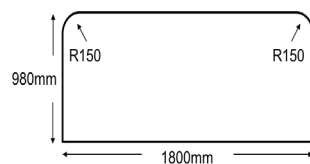
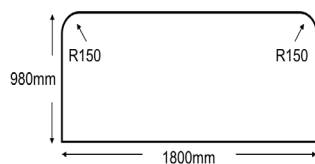
CHEAPER THAN STONE EQUIVALENTS


Given the worktop can be cut on site, the costs are significantly less than quartz or granite alternatives.

FEATURES

- 12mm solid matching core
- Polished cores finished white, black and grey
- All standard sizes ex-stock and individually packed - minimal lead time
- Easy to maintain - just wipe with warm soapy water
- Bespoke cutting service to your specification
- Cut outs for sinks and draining grooves also available

SKETCHES NOT TO SCALE - FOR ILLUSTRATION PURPOSES





Available ex-stock with 6 matching cores.

COMPCORE WORKTOP FITTING KIT



Detailed installation instructions can be found on our website.

Kit contents:

- 1 x 20g Tybe Topseal (Colour to Match Worktop)
- 1 x TopSeal Applicator
- 1 x 20ml Bottle Acetone
- 3 x No.20 Jointing Biscuits
- 1 x 20ml Bottle Linseed Oil
- 10 x Brass Spreader Dowels
- 1 x M6 x 10mm Roofing Bolts
- 3 x Toggle Bolts
- 1 x 3mm Hex Key
- 2 x 180 Grit Sandpaper Sheets
- 2 x 240 Grit Sandpaper Sheets
- 1 x Nylon Finishing Pad (320 Grit Approx)



Ballymun Industrial Estate
St.Margarets,
Ballymun
Dublin 11
D11 RPC9
Ireland

MICAPOST.COM



MADE IN
IRELAND

Tel: 01 842 3622
Fax: 01 842 3329
info@micapost.com

Supplied by: